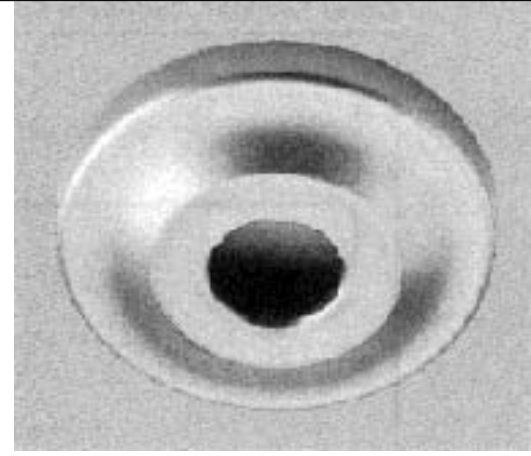


Sprinkler Escutcheon-65



One-Piece Flat Sprinkler Escutcheon

Manufactured by: Central Sprinkler Company
451 North Cannon Avenue, Lansdale, Pennsylvania 19446

Product Description

The Central One-Piece Sprinkler Escutcheon is designed to enhance the appearance of pendent sprinklers when installed below ceilings. The escutcheon provides a decorative closure of the annular space between the sprinkler and the ceiling.

It is available in two thread sizes and three standard finishes. Additional special finishes are available upon request which require additional ordering time and a special paint charge.

Technical Data

Model: 65
Style: One-Piece
Size: $\frac{1}{2}$ " (12.7 mm) or $\frac{3}{4}$ " (19.1 mm) N.P.T.
Standard Finishes: Brass, Chrome or White
Depth: $\frac{5}{8}$ " (15.9 mm)
Diameter: $2\frac{13}{16}$ " (71.4 mm)
Weight: 0.4 oz. (11.3 grams)

Installation

The One-Piece Sprinkler Escutcheon is held in the proper position by being sandwiched between the face of the adjustable nipple or reducing coupling and the wrench boss on the sprinkler.

Installation Sequence:

Step 1. The face of the adjustable nipple or reducing coupling on the drop nipple should be $\frac{1}{2}$ " below the finished ceiling surface.


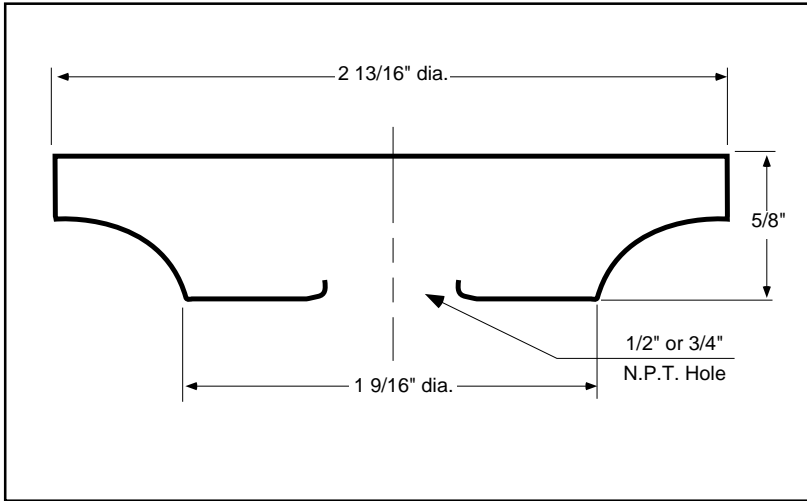
Step 2. Prior to installation of the sprinkler, press the escutcheon over the sprinkler threads.

Step 3. Hand tighten the sprinkler and escutcheon into the adjustable nipple or reducing coupling on the drop nipple.

Step 4. Wrench tighten the sprinkler to the recommended torque using the proper Central Sprinkler Wrench.

Step 5. The outer edge of the escutcheon should be snug against the ceiling surface. If it is not, adjust the adjustable nipple until a good fit is obtained, or re-cut the drop nipple until a good fit is obtained.

Cross Section - One-Piece Sprinkler Escutcheon - 65



Ordering Information

Ordering Information: When placing an order, indicate the full product name. Please specify the model, size and quantity.

Availability and Service: Central sprinklers, valves, accessories, and other products are available throughout the U.S. and Canada; and internationally through a network of Central Sprinkler distribution centers. You may write directly to Central Sprinkler Company or call (215) 362-0700 for the distributor nearest you.

Guarantee: Central Sprinkler Company will repair and/or replace any products found to be defective in material or workmanship within a period of one year from the date of shipment. Please refer to the current Price List for further details of the warranty.

Conversion Table:
1 inch = 25.400 mm

Conversions are approximate.

OBSOLETE



Central Sprinkler Company

451 North Cannon Avenue, Lansdale, PA 19446

Phone (215) 362-0700

FAX (215) 362-5385